


Match numbers A




You need

- ☆ Playing cards (use only ♥ 1 to 10 and ♠ 1 to 10, A = 1)




1. Place the 10 ♥ cards in a row like this:



2. Shuffle the ♠ cards. Place them in a pile, face down.

3. Pick up the top ♠ card. Read the number. Place it below the same ♥ card like this:



4. Pick up and place all the ♠ cards. They should look like this:

